



Streets' (ready-made) 'Customised' wood Venetian blinds

These 'standard-sized' wood Venetian blinds are trimmed to your own measurements before being dispatched to you. The result? Customised wood Venetian blinds at ready-made prices!

Available in 25mm (4 colours) and 50mm slat sizes (2 colours), these blinds are perfect for budget-conscious customers. Please note: the raise cord is mounted to the right hand side of the blind with the tilt position on the left. These two control positions cannot be changed. Control rods for all blinds are provided in standard sizes approximately 10cm short of the blind width. For consistency it is recommended that additional control rods are ordered for bay window blinds in order to have them all the same length. Use same measuring technique as for Venetian blinds.

Slat sizes: 25mm, 50mm
 Designs: 1
 Colours: 4 (25mm) & 2 (50mm)

Sample blinds
 Sample blinds available at discount price, one per account

Streets blind kits & accessories ... make your own blinds !

Streets has a selection of roller and Roman blind kits and a range of accessories to allow you to make your own blinds from scratch. Make the most of your curtain-making and creative talents to provide your customers with individually designed blinds that give that WOW factor.

Roller blinds are suitable for most window types and particularly useful in kitchens and bathrooms, however have you ever thought of incorporating roller blinds within other window treatments? Blackout lining fabric can be created in to a roller blind to give your customers that all-important good nights sleep, whilst rollers made from translucent voile fabric give a neat solution to the problem of privacy against installing traditional and bulky net curtaining. Both roller and Roman blinds can enhance curtaining - consider using contrasting fabrics, mixing florals with plains, stripes with checks, to tie in a theme. Add borders, insets and trimmings to give a luxurious finish.

Consider adding pelmets to give a complete look, either plain or edged with elaborate fringes. If you are adventurous fretwork pelmets can complete a theme to a room. Use tassels and beading as pull cords ... the options are endless, so why not have a go at designing and making your own blinds for your customers.

blind kits

Choose from four types of blind kits from Streets:

- Roller blind kit - side winder
- Roman blind kit - rotary chain mechanism
- Roman blind kit - corded
- Soft box - side winder

blind & styling accessories


- Acorns
- Cleats
- Cord connectors
- Cord guides
- Cord rings
- Cord weights
- Glass fibre blind rods
- Rings
- Screw eyes
- Tapes and cords



Streets' sales office
 t: 01268 766677



Corded Roman Blind Kit



Roller Blind Kit



Rotary Chain Roman Blind Kit



Glass Fibre Blind Rods



Soft Box



China Cord Guides



Metal Cord Connectors



Metal Cord Weights

THE ART OF BLINDS

The definitive guide to blinds for window treatments
by Streets Interior Textiles

Streets' M2M fabric Roman blinds

All Streets' Roman blinds are hand-sewn and can be made from most of the fabrics available from Streets, as well as your own supplied fabric. All blinds are supplied lined with fabric covered wood lathe and the option of blackout lining, interlining and trimmings. Optional upgraded lifting mechanisms and headrails, especially good for raising and lowering heavy blinds, are available on request. Streets offer a 60cm mini-sample blind which is available at a discounted price. To measure for Roman blinds follow the simple instructions given overleaf, and then choose from any of the listed options.

Design options available

Roman: Blind is flat when closed and pulls up in folds behind each other when open.

Cascade: When blind is closed the fabric remains in folds cascading down the blind. When open it sits like a Roman blind.

Waterfall: The blind is flat when closed and is defined by tiered folds when open. More suitable for deeper windows giving an opulent finish.

Linings:

- Self lined for a perfect match
- Coloured or patterned lining for the ultimate co-ordinated look
- Contrasting fabrics such as faux suede or even leather when you want to make a statement
- Blackout lining - ensure your customers sleep well with Streets' 3pass Blackout lining. (Choose from White or Cream)

Interlining:

Our white Sarril interlining gives added bulk, particularly handy when using lighter weight fabrics for the face of the blind.

Coloured fittings:

Rotary chains, cleats and cord weights are available in: ■ Chrome ■ White ■ Black

Rotary chain:

This simple deluxe rotary chain system is suitable for all fabric blinds, giving an active lateral control for raising and lowering the blind. This is particularly useful for controlling heavier blinds up to 5kg.

NEW Voile Roman Blinds

NEW make-up service for Voile Roman Blinds now available from Streets. Call the Streets' sales office for more details.

Soft box: Superb alternative for medium weight fabric blinds (up to 3.5kg) where the pull-up mechanism is contained in the neat 3cm white aluminium velcro track. Comes complete with universal top or face fix support brackets, cord and winding spools and plastic ball chain.

Hand-finished borders:

- Inserted borders
- Fringe to base
- Cord to base
- Shaped base

If supplying your own fabric, please despatch fabric rolled, to avoid creases to the finished blind.



Streets' Fabric Roman Blind shown here in a fabric from Streets' Gallery Collection, with decorative edge in a ball tassel fringe from the Arreton Collection

Streets **made-to-measure** perfect blinds

You make and sell curtains, why not blinds?

Maybe it is because you think blinds are too complicated, but why pass over good business opportunities when you can increase your revenue stream simply by offering a blind making service to your customers?

To make it easy, Streets has produced this guide which gives you tips on measuring for all types of blinds. Measuring is as easy as measuring for curtains, however if you have no or little experience we will be happy to give further advice. It couldn't be easier, you measure the window/door, choose the style of blind, fabric, colours and any special finishes, and send us your completed Order Form. Leave the rest to us, we make the blind to your specification and within 21 working days of receiving your written order, you will receive your fully completed blind, ready for installation.

Streets' made-to-measure blind service

Streets offer a comprehensive range of customised and made-to-measure (M2M) blinds to meet the growing popularity of alternative window treatments. Working with only the very best manufacturers, Streets guarantee that all blinds are manufactured to an extremely high quality. All customised and M2M blinds are backed by Streets' twelve month guarantee against the breakdown of mechanical parts. Sample books and mini-blind samples are available at discounted prices. Streets provide the following blinds in the listed material types:

Roman:

- Fabric - choose from Streets' extensive fabric collections, or supply your own fabric (page 1 - front page)

Roller:

- Fabric - choice of over 300 fabrics, many of which have been pre-treated for use in kitchens, bathrooms and even computer rooms (page 4)

Vertical louvre:

- Fabric - not just for the office! This collection features a wide range of patterns and colours suitable for homes as well as a collection more suited to the office environment (page 5)

Roll-up:

- Options Wood Weave - stunning new natural materials feature in this high quality collection (page 6)
- Rufflette Wood Weave blinds, mirroring the eco-friendly ethos of the Options collection (page 6)

Venetian:

- Aluminium - practical bright and available in a dazzling array of colours and finishes (page 7)
- Executive wood - top-quality real wood blinds, when only the best will do (page 7)
- Customised wood - these customised 'ready-made' real wood blinds give you tailor-made blinds at ready-made prices (page 8 - back page)

Fabric blinds, such as those in Streets' Roller and Roman blind collections remain popular with their clean lines and practicality, and with the addition of voile fabrics to Roller, Roman and even Vertical blinds many are now replacing traditional net curtains with these pretty alternatives. As we become more eco-aware, there is a growing trend for natural-look blinds using natural materials such as grasses and bamboos - for more details see the Options and Rufflette Wood Weave Collections. These tactile materials make for an unusual window treatment and a truly individual style statement. With a wide choice of colours and finishes Venetian blinds have a lasting appeal.

It couldn't be easier, so give it a go. We are just a phone call away, ready to talk you through the process as many times as you need. Add blinds to your curtain and soft furnishing portfolio and sit back and watch your income grow.



General notes

Measuring for your blind

Always use a metal tape measure and work in millimetres to ensure accurate measurements are taken. Measuring for blinds is similar to the process for curtains, however you will need to ensure that you measure the window at a minimum of 3 points across the width and 3 points down the drop of the window/door, choosing the smallest measurement for the drop and width. To make measuring easier, record your measurements on the appropriate Streets pre-printed Order Form. We recommend that you double-check your measurements before submitting your order. Tables showing all the available sizes in each type of blind are featured in the Streets' catalogue - please refer to this information and the blind swatches when ordering.

Fixing your blind

If you are handy with DIY, then fixing your blind to the window/door will be quite simple if you follow the instructions carefully. (Fixing instructions are included with each blind). However, we recommend that, for those not so handy with a drill, you employ a trades person with the relevant pre-requisites to undertake this task on your behalf.

Ordering: Orders for all blinds must be submitted on Streets' pre-printed Order Forms. State clearly on the order form if sizes given are inside or outside recess, and any options required.

Delivery

All made-to-measure (M2M) blinds are made individually to order and are delivered within 21 working days from receipt of written order. Please allow longer delivery times if ordered in traditionally busy periods such as holidays and Christmas.

Guarantee

All Streets blinds come with a twelve month guarantee against the breakdown of mechanical parts, occurring during normal domestic use. In the event of a claim please contact Streets immediately, as any attempt to repair damage may affect your guarantee.



Roller Blind with Beaded Edge

Measuring tips



DIY?

If you want to make your own blinds, take a look at our roller and Roman blind kits & components (see back page for details)

Measuring roller blinds

Decide on how you want the roller blind fitted; inside the recess or outside.

Outside recess: To fit your blind outside of the window or door recess, decide how much you wish to overlap the recess at each side and bottom. Measure your blind size at the six points shown in Figure 1, and record the smallest dimension (blind size) of both width and drop on to Streets' order form. **Note:** Suggested overlap for outside recess blind is 76mm on each side.

Inside recess: Measure the full recess at the six points shown in Figure 2 and record the smallest dimension (recess size) of both width and drop on to Streets' order form. Take care to allow for door/window furniture, particularly with double glazed conservatories and patio doors, as handles etc. may interfere with the workings of the blinds if not allowed for when measuring.

Note: Recess blinds will be manufactured between 8-13mm short of your recess measurements in both width and drop to allow for fixings and components. Blind fabric will be 35mm narrower than stated recess size.

Roller blind cloth size measure: If you require the fabric of your blind to be a specific width, record the width of the fabric you require as 'cloth-size measure'. The roller fabric will be cut to the exact size you require, with the friction units adding 35mm to the total width of your blind.

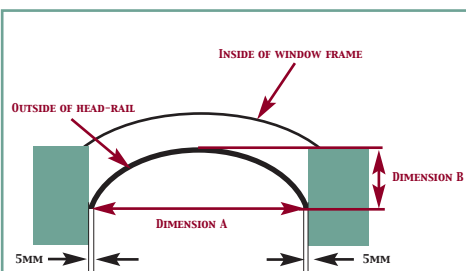
Measuring Venetian, vertical & Roman blinds

First, decide on how you want the blind fitted; inside the recess or outside. We recommend that you measure all 6 points in the diagrams shown especially for older windows.

Outside recess: To fit your blind outside of the window or door recess, decided how much you wish to overlap the recess at each side and bottom. Measure your blind size at the six points shown in Figure 1, and record the smallest dimension (blind size) of both width and drop on to Streets' order form. (Note: suggested overlap for outside recess blind is 76mm on each side).

Inside recess: Measure the full recess at the six points shown in Figure 2 and record the smallest dimension (recess size) of both width and drop on to Streets' order form. Take care to allow for door/window furniture, particularly with double glazed conservatories and patio doors, as handles etc. may interfere with the workings of the blinds if not allowed for when measuring. **Note:** For vertical blinds to be fitted inside the recess, the recess must be at least 100mm deep for 89mm louvre blinds and 140mm deep for 127mm louvre blinds. The head rail will be made 12-13mm narrower in width and the louvres being 8-10mm shorter in length to allow for a snug fit inside the recess.

Bay windows: Draw on the window sill (very lightly in pencil) the six dotted lines in Figure 3. Dotted lines 1 and 2 are drawn at 90 degrees to the respective window frames X, Y and Z. Bisect the angle formed by dotted lines 1 and 2 to give the dotted line 3. Mark the position A on dotted line 3 where the distance BA = 100mm. Position A is the point at which the head rails of the blinds will meet each other. This method should ensure that any gaps present between vanes are minimised. Allowance for handles that may protrude from the fixing points should be made when measuring your bay window.



MEASURING FOR CURVED BAY WINDOWS

FIGURE 4

Curved windows: State the standard information required as when ordering a straight vertical blind ie. louvre size, colour, design, blind drop, control and stack options. To measure a curved bay, provide dimensions A and B as shown on Figure 4. Allow 50mm of space between the window frame and the back of the track for 89mm louvres and 75mm space for 127mm louvres.

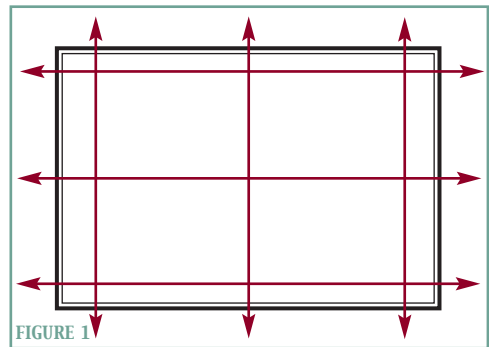


FIGURE 1

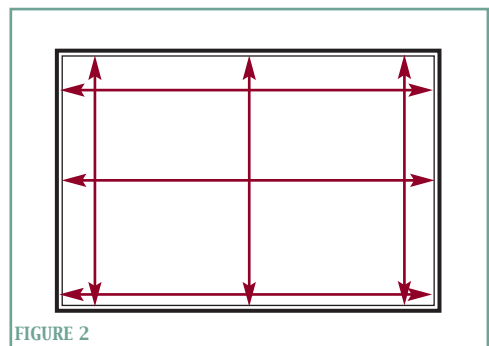
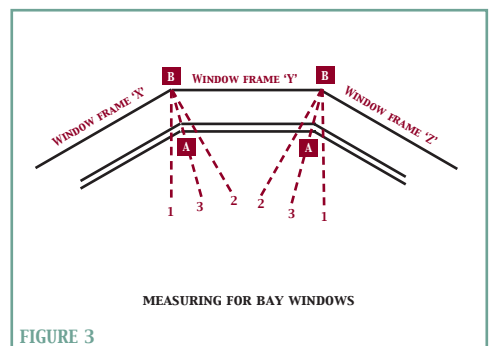


FIGURE 2



MEASURING FOR BAY WINDOWS

FIGURE 3

Need help measuring?

Just call the Streets' sales team ... we'll be happy to guide you

IMPORTANT NOTE: All references to measurements ie. bracket projections etc. are given as approximate measurements

Streets' M2M roller blinds

This extremely popular blind service from Streets offers you over 300 fabric options and two open/close systems. Each blind is supplied on a 32mm diameter slotted metal tube and comes complete with a bottom bar and blind control (all supplied in white finish). All roller blinds are supplied with fabric hanging towards the back of the window recess, with the fabric length close to the window - as standard (recommended). Reverse roll blinds where the blind is further away from the window (and therefore butting in to the window recess) results in the roller effectively being hidden behind the closed blind, and can be ordered at no extra cost.

Roller blinds are available with a wide variety of options ranging from sculptured edges to decorative edgings and a large selection of decorative pulls. Many of the fabrics available on our Roller blinds are suitable for rooms with high humidity such as kitchens and bathrooms - you will find a code on the back of each fabric in the Sample Book.

Each blind comes complete with a standard universal (top/face/side fix) brackets (available in white only), screws and fitting instructions .



Blind controls

Controls can be located either on the left or right hand side of the blind (please specifying clearly on Order Form). Roller blinds are available with two types of controls, choose from:

- **Sidewinder:** this is the recommended and most popular system for opening and closing roller blinds. The sidewinder friction unit is located on either side of the roller tube - control is gained by utilising the accompanying white chain which hangs permanently at the side of the blind. A nickel chain is available as an optional extra. The kit comes complete with metal brackets (1 x friction end, and 1 x idle end).
- **Spring Return:** this method is operated by a blind pull hanging at the centre at the bottom of the blind and comes complete with a pine acorn toggle. Supplied complete with plastic end brackets. Other decorative pulls and cords are available.



Sample book

The roller sample book includes samples of over 300 designs for roller blinds, the optional braids, cords and pulls. It also includes 270 samples of vertical louvre blinds as well as full colour photos showing examples of both vertical and roller blinds. This extensive book is available at specially discounted prices.



Shaped & decorative finishes

Straight edge

- standard braid
- Liberty braid
- gems braid
- eyelets

Scalloped edge

Four styles of scalloped edge available in either:

- no braid
- standard braid
- gems braid

Cut-out edge

Five styles of cut-out edge (turrets) available with either:

- no braid
- standard braid
- gems braid

This style includes a pole, and two finials, as standard, looped between the cut-outs at the bottom of the blind. Choose from standard pole colours: Black, Chrome Effect, Ebony, Gold Effect, Gold Wood, Mahogany, Pine, Platinum, Teak, Washed Blue, Washed Green, Washed White and White. Available in two finial styles.

Optional extra for cut-out edge: Designer wood poles in: Cherry, Natural & Rosewood available with Ball, Cone or Rectangle finials

Pelmets: pelmets can be made to co-ordinate or contrast with roller blinds. Five shapes available.

Designer wood finial: attached to each end of the roller for a complete decorative look (this option is not suitable for roller blinds located on the inside recess of a window).

Decorative pulls

A wide range of decorative pulls is available, see sample book for full range.

Streets' M2M vertical louvre blinds

These made-to-measure vertical blinds are available in 270 fabric designs, which can be mixed and matched, and are available in two vane sizes:

- 89mm dual domestic/contract
- 127mm dual domestic/contract

You can choose six different stack options i.e. Split Draw, Left, Right or Centre Stack (see diagrams below). Each blind is supplied with snap-in fix top brackets in either white, silver or brown ('face' fix brackets are an optional extra). All complete blinds are supplied with hangers, bottom weights and bottom link chain (all available in white only) and control chains (nickel silver only). All blinds are supplied with an installation guide.

Note: Rails wider than 3048mm width are split into two pieces with separate controls, this is to minimise the risk of damage and for ease of transportation.



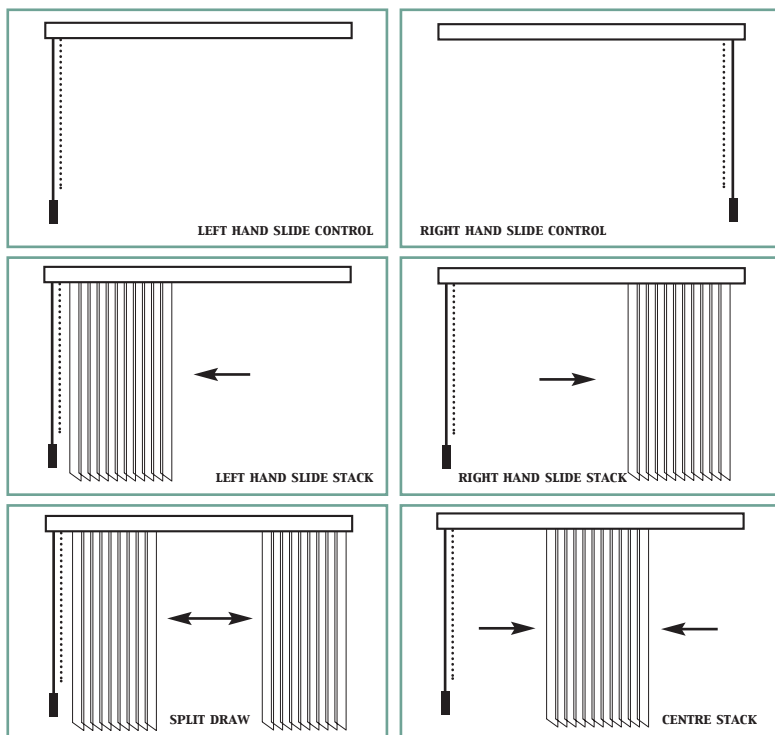
Blind controls

Each vertical blind comes with two sets of controls, a control cord that draws the louvres open and shut, and a chain to tilt the louvres to the desired angle. Decide on which side you want the controls to be placed, and how you want the vanes to draw - see diagrams below.

Head Rails

All vertical blinds are supplied with white coloured head rails as standard, brown and silver coloured heads rails are available on request. Headrail size: 28mm x 28mm.

Control & stack options for vertical blinds



Curved head rails

Curved head rails can be supplied on request, however these are only available in white and generally manufactured in two pieces with left hand and right hand individual controls.

Options:

- Optional headrail colours:
 - Brown with white and brown components
 - Silver with grey components
- Supply of vanes only
- Supply of vanes with weights and chains
- Supply of headrails only
- Face fix brackets (89mm/127mm) (white, silver and brown)
 - projection: max: 72mm/90mm
- Extension face fix brackets (white and silver),
 - projection: min: 140mm - max: 195mm
- Mixed vane colour

Vertical blinds fitted inside a recess

For vertical blinds to be fitted inside the recess, the recess must be at least 100mm deep for 89mm louvre blinds and 140mm deep for 127mm louvre blinds. The head rail will be made 12-13mm narrower in width and the louvres being 8-10mm shorter in length to allow for a snug fit inside the recess.

Sample book

The vertical louvre sample book includes samples of all 270 designs for vertical blinds as well as the full range of roller blinds, the optional braids, cords and pulls and full colour photos. This extensive book is available at specially discounted prices.



Streets' M2M 'Options' wood weave blinds - Roman & roll-up



Wood weave blinds made from natural materials sourced from across the globe

Available as roll-up and Roman blinds, this collection comprises a range of nine creative and intricate designs of woven wood and bamboo, sourced from around the world. The materials have been carefully selected to ensure the natural features of the raw material such as grain and colour-balance is maintained as much as possible during preparation. This ensures each blind has its own unique character and style, no two blinds manufactured from the same material will ever look identical!

Blinds are supplied complete with sculptured headrail, bottom bar, woven edge tape and standard cord and wood pull acorn (brass option available). Unless otherwise specified, side tapes and bottom bars will be matched to nearest colour available.

Note: Pattern match or pattern consistency is not guaranteed with this product at any time. Large blinds cannot be guaranteed against difficulty in raising and possible warping (see Streets catalogue for full details). The shade of the blind may change slightly with age when in location. Roof blinds are currently not available in this range.


Control the way the light enters a room, gently filtering as much or as little light as required, for a feeling that is airy and light

Designs:

A total of nine designs in various natural materials, in three price bands, are available.

Options:

- Woven tapes: choose from the colours (listed in the sample book) to either complement the natural tones of your blind, or contrast for a fresh and eye-catching effect
- Bottom bar: An optional five finishes are available
- Brass toggles
- Extension brackets



Sample book

All 33 different combinations of design and finish are featured in Streets' 'Options' made to measure wood weave sample book. The binder includes stylish and inspirational room set photography.

A light filter gauge is shown on each sample within the Options Sample Book, so you can determine the amount of light each closed blind will allow in to a room.

Rufflette M2M 'East meets West' wood weave blinds - Roman & roll-up

This range of wood weave Roman blinds are as at home in a minimalist loft apartment as they are in a homely cottage kitchen. Made from natural materials such as bamboo, boucle yarn and marupa slats, these blinds are incredibly versatile and the perfect accompaniment to many different decorating styles. Blinds can be fitted inside or outside the window recess. Choose from 10 different designs from this readily recognisable quality retail brand. The easy-to-use sample book includes swatches of all the different materials used and the varying colour finishes as well as room set photography. **Note:** Due to the product being made of natural materials, exact colour matches cannot be guaranteed between dye lots. The shade may change slightly with age when in location.

Each blind comes complete with a 100mm (4") deep valance, wooden headrail, easy-to-use self locking pulley mechanism, and can be fitted either inside or outside the window recess.



MANDALAY



OSAKA

Optional valance returns

Valance returns add a smart finish particularly for blinds located outside the recess

Streets' M2M aluminium Venetian blinds

With 130 fantastic colours, in three different slat sizes: 15mm, 25mm and 50mm, Streets' aluminium Venetian blinds give great choice at fantastic value. Six slat finishes are available as follows:



Standard: Pure solid colours

Special: Metallic finish available in a range of colours

Perforated: Each slat has been pre-punched with tiny pin-sized holes

Wood Effect: When you want the warmth of wood but the practicality of aluminum

Mixed Slat: Mix and match colours on one blind

Mirrored: A silver 'chrome-like mirror finish (col. '0000') which has a black backing to Slats and is mounted on a silver headrail/bottom rail as standard (black head and bottom rails available as an extra option)

Each made-to-measure blind is mounted on a steel fabricated headrail and comes complete with a bottom rail, ladder strings and cords, all supplied colour co-ordinated as standard (not all are in exact colour match). Polished silver acorns are supplied for the raise and tilt controls. The 15mm and 25mm blinds are supplied with a plastic control wand and cord lock positioned on the right hand side as standard (both are also available in reverse). The 50mm blind has a separate cord controlled tilter (no wand supplied). This tilt and cord lock control can be combined on either side (subject to a minimum size specification).

Optional extras are as follows:

- Extension brackets - max projection 75mm
- Hold down brackets - holds bottom of blind in place, useful on doors
- Side/end fix brackets
- Ladder tapes (for 50mm slats only)



Sample books & blinds

A neat and compact hand-held sample swatch showing the finishes and colours and mini-sample blinds are available at specially discounted prices

Streets' M2M 'Executive' wood Venetian blinds



Quality natural wood Venetian blinds with additional option of two dazzling faux-animal-skin ladder tapes

These superb quality top-of-the-range blinds are made from natural basswood and available in twelve beautiful wood finishes, in two slat sizes: 25mm and 50mm. Each blind comes complete with a colour co-ordinated headrail, cords, ladder-lace and moulded matching pelmet. All blinds are supplied with right hand flexible cord lock and tilt control system as standard. Optional patterned ladder-laces available.

Please note: due to the product being made from natural materials, exact colour matches cannot be guaranteed between dye lots. The shade may change slightly with age when in location. Larger blinds cannot be guaranteed against difficulty in raising and possible warping (see Streets catalogue for full details).

Options:

- Ladder tapes: 15 plain colours plus a Leopard and Zebra skin effect
- Pelmet returns
- Brass toggles and bottom caps
- Hold down brackets - holds bottom of blind in place, useful on doors



Sample books & blinds

A neat and compact hand-held sample book showing the finishes and colours and mini-sample blinds are available at specially discounted prices.